



DATASHEET

- High performance, completely maintenance-free, low self-discharge
- 100% precise quality testing, stable quality and high reliable performance
- Unique grid alloy formula and updated manufacturing technique
- Floating & standby use: up to 12 years
- Cycle use 1: Up to 350 cycles at 100% DOD
- Cycle use 2: Up to 1800 cycles at 30% DOD



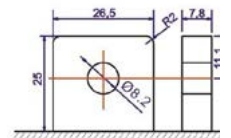
Art. no: SAGUSV12-200

Application:

- Telecommunications
- Alarm and Security System
- Uninterruptable Power Supply (UPS)
- Wind Power System
- Electric Power System (EPS)
- Solar System
- Emergency backup power supply
- Auto Control System

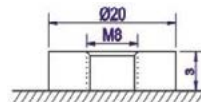
Construction:

- ComponentRaw material
- SealantEpoxy
- PositiveLead dioxide
- Safety valve Rubber
- NegativeLead
- TerminalCopper/Pb
- ContainerABS
- SeparatorFiber glass
- CoverABS
- Electrolyte Sulfuric acid



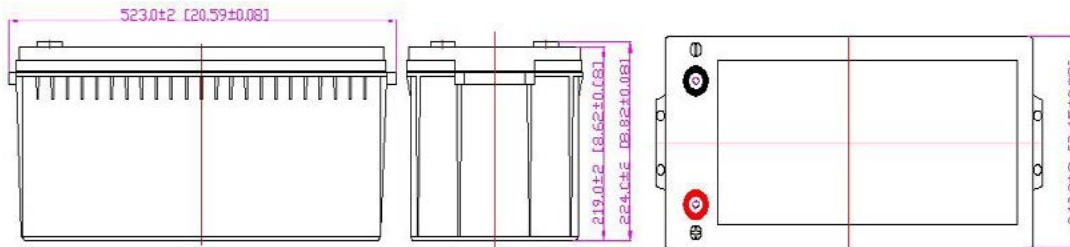
M8 Bolt & Nut

T16 Terminal



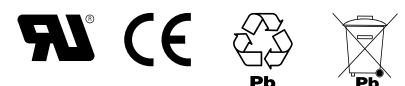
M8 Bolt

B5 Terminal



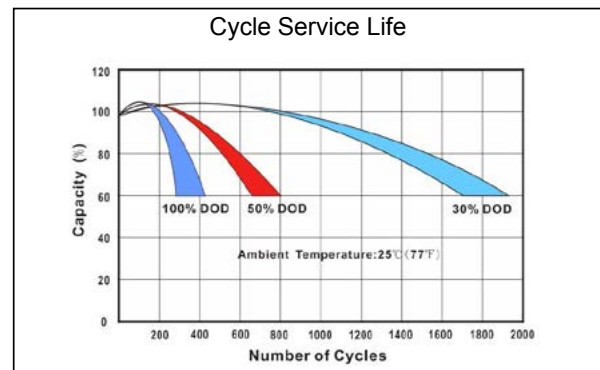
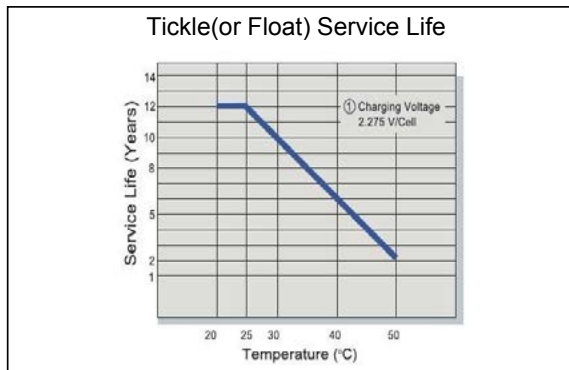
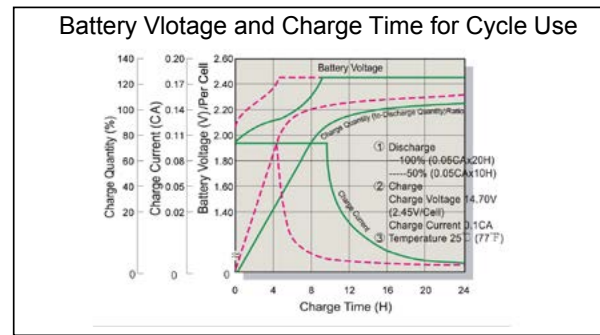
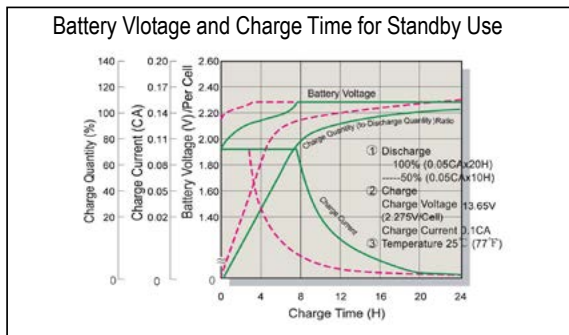
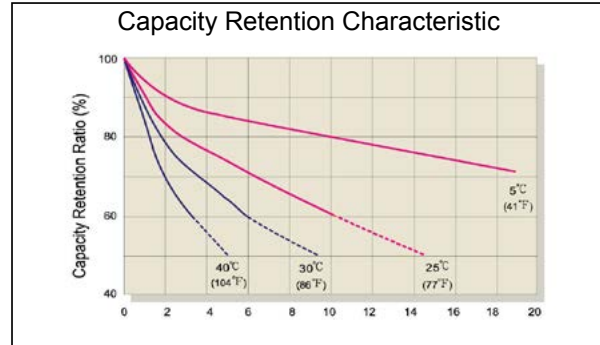
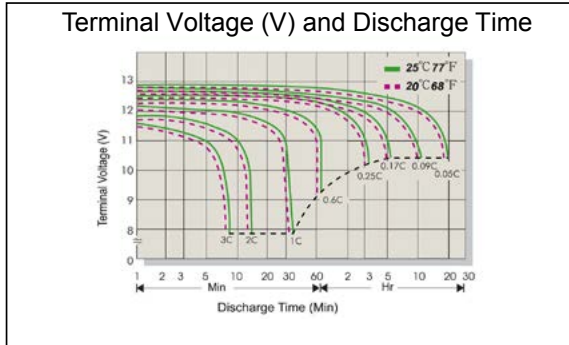
Speification:

Battery Model	Art. no: SAGUSV12-200			
Designed Floating Life	Up to 12 Years			
Capacity (25°C)	20HR(10.20A,10.8V)	10HR(20.0A,10.8V)	5HR(33.57A,10.5V)	1HR(113.5A,10.5V)
	204AH	200AH	167.85AH	113.5AH
Dimensions	Length	Width	Height	Total Height
	523mm (20.59inch)	240mm (9.45inch)	219mm (8.62inch)	224mm (8.82inch)
Approx. Weight	62.00Kg (136.69lbs) ± 5%			
Internal Resistance	Full charged at 25°C: ≤5mΩ			
Self Discharge	2% of capacity declined per month at (25°C)			
Capacity Affected by Temp.(20HR)	40°C	25°C	0°C	-15°C
	102%	100%	85%	65%
Charge Voltage(25°C)	Cycle use		Float use	
	14.4-14.6V(-30mV/°C), max. Current:50.0A		13.6-13.8V (-20mV/°C)	





PERFORMANCE CHARACTERISTICS



Constant Current Discharge (CC, Unit: A) at 25°C (77°F)

F.V/Time	5Min	10Min	15Min	30Min	1Hr	2Hr	3Hr	4Hr	5Hr	6Hr	10Hr	20Hr
1.85V/Cell	460.9	339.5	294.6	177.8	104.7	61.73	45.95	38.76	31.90	29.37	19.58	9.79
1.80V/Cell	478.4	352.4	305.9	184.6	109.2	64.31	48.00	40.38	33.24	30.59	20.00	10.20
1.75V/Cell	526.3	370.1	321.3	192.0	113.5	66.22	49.36	40.79	33.57	30.91	20.60	10.31
1.70V/Cell	588.4	387.6	336.5	201.2	115.7	67.44	50.31	41.19	33.90	31.20	20.80	10.40
1.67V/Cell	650.7	405.3	351.9	206.7	120.1	69.34	51.80	41.60	34.23	31.52	21.01	10.51

Constant Power Discharge (CP, Unit: W) at 25°C (77°F)

F.V/Time	5Min	10Min	15Min	30Min	1Hr	2Hr	3Hr	4Hr	5Hr	6Hr	10Hr	20Hr
1.85V/Cell	875.7	645.1	559.8	337.9	198.9	117.3	87.31	73.65	60.61	55.80	37.20	18.60
1.80V/Cell	909.0	669.6	581.2	350.8	207.4	122.2	91.20	76.73	63.16	58.13	38.00	19.37
1.75V/Cell	1000.0	703.2	610.4	364.8	215.7	125.8	93.78	77.50	63.78	58.72	39.14	19.58
1.70V/Cell	1118.0	736.5	639.4	382.4	219.9	128.1	95.59	78.25	64.40	59.29	39.53	19.76
1.67V/Cell	1236.4	770.1	668.6	392.7	228.1	131.7	98.43	79.03	65.05	59.88	39.91	19.97

